






Légende

-  Limite du DPM
-  Emprise du futur exutoire dans le DPM
-  Futur chenal
-  Emprise de dragage d'entretien prévue
-  Enrochement



1:500